

### FLIGHTMAP 10.1 Release

We are excited to announce the next minor update of FLIGHTMAP. In this release, we have focused on streamlining your portfolio management process with a focus on the comparison of compositions (scenario's). Below a breakdown of what's new.

| Feature                                       | Description                                                                                                                                                                                                                                                                                                                                    |
|-----------------------------------------------|------------------------------------------------------------------------------------------------------------------------------------------------------------------------------------------------------------------------------------------------------------------------------------------------------------------------------------------------|
| <b>Composition overview including delta's</b> | Using the composition list, you can get the overview over all compositions of the selected portfolio. This always raises the question how the compositions differ from each other. To explore this directly, we added an option to show the deltas to compare the compositions with each other or compare them with the preferred composition. |

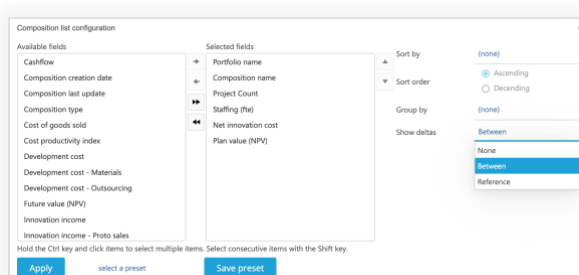
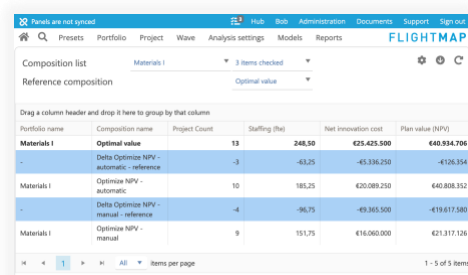


Figure: compare compositions in the list (left) with the new option to show deltas.

### Compare compositions over-time

Comparing compositions has been made easier in the portfolio over-time: this chart is now able to show the delta between two compositions, to compare them with each other. Is it also possible to compare the stacked data, to analyze for example the profit per product category or cost per business unit over years between two compositions.

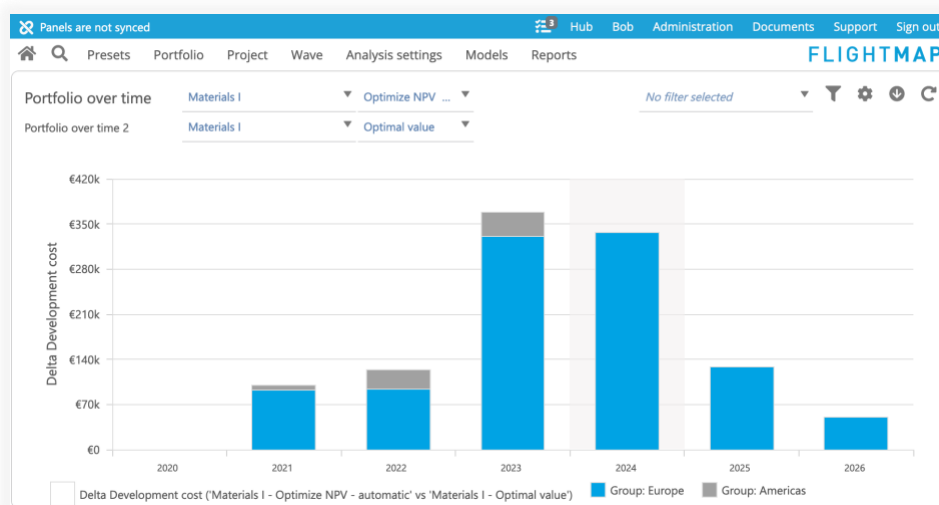


Figure: compare compositions in portfolio over time.

---

### Improved export

The Flightmap Hub has always been the central place to import and export all information from Flightmap, both manually and automatically. This was however limited to source data. With the new release, it's also possible to export the data that has been enriched by Flightmap, including the aggregated data over the portfolio and data of compositions. Please contact Flightmap Support to add new Hub templates.

---

### Improved panel synchronization

Filters have been added to the panel synchronization. Activating the panel synchronization streamlines the analysis flow by making sure the same portfolio, projects, and filters are shown in every panel. Moreover, by drilling down into (for example) a project, the original overview persists, and the project is updated in the project panel, to quickly explore all items in an overview.

---

### Other improvements

In addition to the new and improved features above, other improvements are:

- The over-time charts have a new feature 'Show unused colours' for consistent analysis and reporting
- The legenda of over-time charts has been improved, which includes hiding the version names to include more options in the legenda
- Loading the list overviews has been improved by already presenting the column headers during loading the list items.
- Users with an administrator role can now send push notifications to all active users
- The configuration panels have been re-build to make sure always the correct configuration options are shown
- Changes in filters, presets, and reports are now included in the change log of the administration menu
- A problem in the roadmap chart which resulted in a crash has been fixed, that occurred from an update in Google Chrome and Microsoft Edge.

---

### FLIGHTMAP

Torenallee 20

5617 BC Eindhoven

Netherlands

FLIGHTMAP Support: +31 (0)40 40 11 343

[support@FLIGHTMAP.com](mailto:support@FLIGHTMAP.com)

[www.FLIGHTMAP.com](http://www.FLIGHTMAP.com)

---